


Advantage  
**Series 9 Vinyl  
New Construction  
Window System**



Advantage Series 9  
**Double Hung**



The Advantage Series 9 System from Mercury Excelum is a complete system of high quality, energy efficient vinyl windows and sliding glass doors that provide the versatile and creative design options demanded by today's premium builders. Our classic vinyl window designs begin with 100% virgin vinyl to ensure greater impact resistance and weathering performance, resulting in superior alternatives to both wood and aluminum window products.

The multi-chambered design construction creates non-conducting dead air spaces within the frame and sash to halt the transfer of heat and cold while greatly reducing the transmission of outside noise. This preferred feature also prevents condensation problems that can cause warping, bowing, cracking or splitting. All vinyl frames and sashes are heat fusion welded for superior structural strength and leak resistance.



**DURASEAL™**  
 ABSOLUTE PERFORMANCE

Product	Test Size	Overall Rating
Double Hung	44" x 60"	H-R35
	44" x 77"	H-R30

Glazing Type	Glass Thickness	NFRC U-Factors	
		Residential	Non Residential
Clear/Air/Clear	3/4"	0.49	0.49
Clear/Air/Low E	3/4"	0.35	0.34
Clear/Argon/Low E	3/4"	0.31	0.30

**LESS CONDUCTIVITY**

DuraSeal saves energy by insulating the frame and edge of glass 50% better than U-channel rolled form spacers and 90% better than aluminum spacer bar.

U-CHANNEL ROLL FORMED METAL SPACER



DURASEAL



## Advantage Series 9 Picture Window



Our low profile frames increase the homeowner's viewing area and allow more light into any room. To ensure air tight comfort and security, our Double Hung windows all utilize heavy duty cam locks and reinforced meeting rails that interlock with the sash.

A continuous pre-punched mounting fin optimizes fastening and sealing between the window and wall. The Advantage Series 9 sash system offers push-in glazing for easy field replacement of glass units and is located on the exterior to provide an even greater barrier from the elements. To further ensure efficient water evacuation, all of our window systems feature an internal weeping system to direct run-off water to the exterior of the home. Screen packages are standard and feature a heavy duty screen rail that easily removes for cleaning. The Series 9 adapts to a variety of wall and siding applications with frame options designed with an integral J-Flange.

## Advantage Series 9 Geometric Shapes



The Advantage Series 9 window system offers a variety of glass and grid options. Each 3/4" insulated glass unit is sealed with high performance *DURASEAL* to further protect the home's interior from air and water leakage.

A complete line of architectural shapes and angles are available including Arch Tops, Full Rounds, Ovals, Chords, Half Rounds, Round Tops, Trapezoids, Cathedrals and Octagons.



Product	Test Size	Overall Rating
Picture Window	60" x 72"	F-LC50

Glazing Type	Glass Thickness	NFRC U-Factors	
		Residential	Non Residential
Clear/Air/Clear	3/4"	0.47	0.47
Clear/Air/Low E	3/4"	0.31	0.31
Clear/Argon/Low E	3/4"	0.27	0.27



**Solid wood jamb extensions...**  
A must for your all vinyl windows

- For use with any Advantage Series 9 window.
- Finished custom appearance... perfect for any type of home design.

































































Clear - paint or stain in the field  
Primed - ready to match interior decor

# Advantage Series 9-Double Hung & Picture Window Standard Sizing Matrix

Custom Sizes Available



215 South Main Street  
East Windsor, CT 06088  
[www.mercuryexcelum.com](http://www.mercuryexcelum.com)

RO		22"	26"	30"	34"	38"	42"	50"	60"
	ES	21 <sup>5</sup> / <sub>8</sub> "	25 <sup>5</sup> / <sub>8</sub> "	29 <sup>5</sup> / <sub>8</sub> "	33 <sup>5</sup> / <sub>8</sub> "	37 <sup>5</sup> / <sub>8</sub> "	41 <sup>5</sup> / <sub>8</sub> "	49 <sup>5</sup> / <sub>8</sub> "	59 <sup>5</sup> / <sub>8</sub> "
37 <sup>1</sup> / <sub>2</sub> "	37"	 18210 DH	 20210 DH	 24210 DH	 28210 DH	 30210 DH	 34210 DH	 40210 PW	 50210 PW
41 <sup>1</sup> / <sub>2</sub> "	41"	 1832 DH	 2032 DH	 2432 DH	 2832 DH	 3032 DH	 3432 DH	 4032 PW	 5032 PW
49 <sup>1</sup> / <sub>2</sub> "	49"	 18310 DH	 20310 DH	 24310 DH	 28310 DH	 30310 DH-PW	 34310 DH-PW	 40310 PW	 50310 PW
53 <sup>1</sup> / <sub>2</sub> "	53"	 1842 DH	 2042 DH	 2442 DH	 2842 DH	 3042 DH-PW	 3442 DH-PW	 4042 PW	 5042 PW
57 <sup>1</sup> / <sub>2</sub> "	57"	 1846 DH	 2046 DH	 2446 DH	 2846 DH	 3046 DH-PW	 3446 DH-PW	 4046 PW	 5046 PW
65 <sup>1</sup> / <sub>2</sub> "	65"	 1852 DH	 2052 DH	 2452 DH	 2852 DH	 3052 DH-PW	 3452 DH-PW	 4052 PW	 5052 PW
69 <sup>1</sup> / <sub>2</sub> "	69"	 1856 DH	 2056 DH	 2456 DH	 2856 DH	 3056 DH-PW	 3456 DH-PW	 4056 PW	 5056 PW
77 <sup>1</sup> / <sub>2</sub> "	77"	 1862 DH	 2062 DH	 2462 DH	 2862 DH-PW	 3062 DH-PW	 3462 DH-PW	 4062 PW	 5062 PW